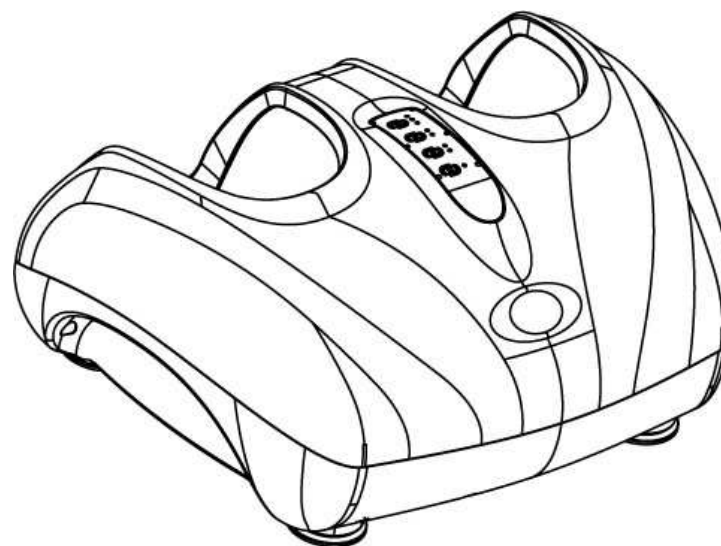




REFLEXOLOGY FOOT MASSAGER

OPERATING INSTRUCTIONS
AB-762R

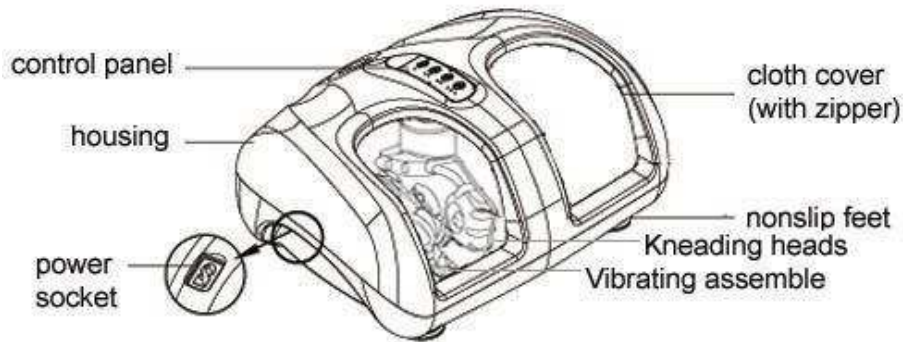


Thank you for your purchase. Please read this instructions manual thoroughly before use and keep in a safe place.

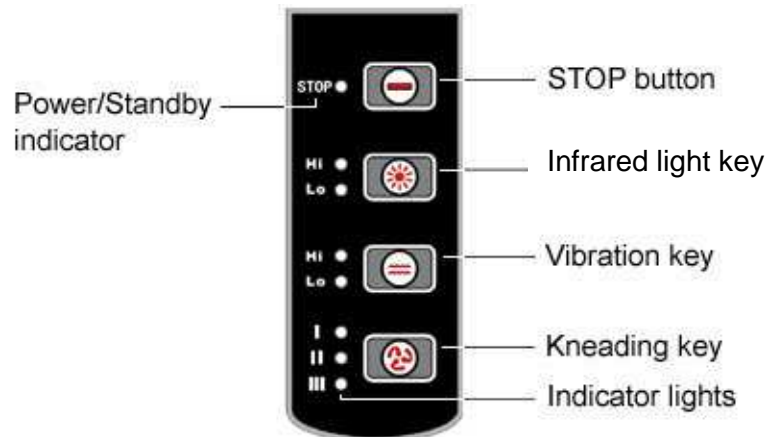
FEATURES

- Elegant and ergonomic design.
- Infrared treatment for blood circulation.
- Four groups of massager heads for comfortable kneading experience.
- Vibrating plate stimulates accupoints.
- Kneading and percussion massage target vital reflex points on the feet and soles, achieving positive reflexology effects.
- Stimulates blood circulation, relieves tension and reduces stress.
- Detachable fabric covering for easy cleaning.


NAME OF PARTS




CONTROL PANEL



OPERATING INSTRUCTIONS



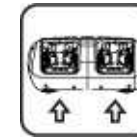
Connect coupler terminal of power cord according to direction of socket.



Plug the unit into a properly grounded wall outlet.



Choose a chair of equal stature and place feet into the foot beds.



The vibrating plate stimulates acupuncture points to relax nerves.



Press to select vibrating mode:
I = high
II = low



Press to select kneading mode:
I = staggered
II = with pause
III = smooth



Press to select High or Low infrared light treatment.



Press STOP button to end session at any time. Unplug when not in use.

NOTE

- A 15-minute massage session is recommended. The unit will automatically stop after 15 minutes.
- The massage may tickle, which is normal and a sign of blood circulation improvement.
- **IMPORTANT:** Do not sit or stand on the unit or exert excessive pressure on the foot beds. This may cause overheating and damage to the motor.
- The kneading discs will not stop instantaneously; they will complete one final cycle before stopping and returning to "home position".

CAUTION - Consult your physician before use if you:

- Have a serious medical condition such as osteoporosis, skin diseases, heart disease, etc.
- Have an electronic medical device in your body, such as a pacemaker.
- May be pregnant.
- Are receiving medical care or are feeling unwell.
- Wish to use the unit on parts of the body that have previously been treated due to injury or sickness, or have eczema.
- Are experiencing pain on any part of your body.
- Have joint dysfunction such as rheumatism, hammer toe and gout.

CAUTION

Instances when the massager should not be used. In the following events, please switch the power off immediately and disconnect power source:

- If water is accidentally spilled on the massager. This may result in electrical shock.
- If severe or abnormal pain is felt during massage. Stop operation immediately and consult your doctor.
- If you detect any malfunction or any other abnormal condition during operation.
- If there is a power failure, injury may occur when power is restored unexpectedly.
- If there is lightning.

SAFETY

- Before connecting power, check that the voltage corresponds with the specification indicated for the massager.
- Do not disconnect the AC plug from the electrical outlet roughly.
- Do not connect or disconnect the AC plug from the electrical outlet with wet hands. May result in electrical shock or machine failure.
- When disconnecting from outlet, pull by grasping the plug and not the cord.
- Do not place the AC cord under the massager or other heavy objects.
- Do not wind the AC cord around the massager as it may damage the cord and result in fire or electrical shock.
- Do not operate the massager with a damaged cord or tamper with the cord. Contact Sunpentown immediately if cord is damaged.
- Do not use any attachments with this unit.
- Do not use the massager if the electrical outlet is excessively loose.
- Do not use in an excessively humid environment such as the bathroom.
- Do not use massager with wet feet. This may result in a short circuit or electric shock.
- Do not use the massager for any purpose, other than massage.
- Do not use the massager when the fabric cover is not attached or torn.
- Do not let children, or persons who are not capable of handling equipment, operate the massager.
- Please keep the massager out of reach of children.
- Do not insert metallic objects, or flammable materials into the main body. May result in electrocution, short circuit and possible fire.
- Do not use the massager within an hour after consuming a meal.
- Do not cover the massager during operation. May cause motor to overheat and subsequently breakdown.
- Do not unplug massager during operation, use the Stop button.

PRODUCT CARE AND STORAGE

- Be sure to remove the AC plug from the electrical outlet before cleaning the massager.
- Do not use benzene, thinner or any other abrasive solvent on your massager.
- Use a dry cloth when cleaning the housing. Never use a damp cloth to clean the massager, power socket or control panel.
- When necessary, detach and wash the fabric cover for good hygiene.
- When not in use for a long period of time, it is advisable that the AC power cord be coiled and the massager stored in a dust and moisture free environment.
- Do not store the massager near intense heat or open flame. Do not leave the massager under direct sunlight for long period of time.

ASSEMBLY AND REPAIR

The massager must only be serviced or repaired by Sunpentown Int'l Inc. Users must not disassemble or repair the massager themselves.

MODEL	AB-762R
DESCRIPTION	REFLEXOLOGY FOOT MASSAGER
VOLTAGE	DC24V
POWER	60W
CYCLE	15 MINTUES



Your Guarantee

If this product is found to be faulty as a result of faulty materials or workmanship within one year from date of purchase, it will be repaired free of charge.

This guarantee is subject to the following terms:

- Sunpentown must be notified of the fault.
- Proof of purchase must be presented to Sunpentown's nominated representative.
- The warranty will be void if the product is modified, misused or repaired by an unauthorized person.
- The warranty after repair will not be extended beyond the original one-year period.
- All replacement parts will be new or reconditioned.
- Parts, which are replaced, become the property of Sunpentown.
- The warranty applies for the use of the product in the USA only.

What is NOT COVERED:

- Warranty does not include freight charges.
- Incidental or consequential damage caused by possible defects with this product.
- Damage to product caused by improper power supply voltage, accident, fire, floods or acts of nature.
- Failure of product resulting from unauthorized modifications to the product.
- Improper installation or failure to perform the necessary maintenance.

This GUARANTEE is in addition to your Statutory Rights

SUNPENTOWN INTERNATIONAL INC.
14625 Clark Ave. City of Industry, CA 91745
Tel: 626-336-2299
service@sunpentown.com
www.sunpentown.com