

SPT®



**SL-827N
Desk Lamp (Orange)**

Thank you for your purchase, please read all instructions before using.
Please keep this instruction manual in a safe place for future reference.

Ver.01 DRH-R-84-10

SPT®

Your Guarantee

If this product is found to be faulty as a result of faulty materials or workmanship within one year from date of purchase, it will be repaired free of charge.

This guarantee is subject to the following terms:

- Sunpentown must be notified of the fault.
- Proof of purchase must be presented to Sunpentown's nominated representative.
- The warranty will be void if the product is modified, misused or repaired by an unauthorized person.
- The warranty after repair will not be extended beyond the original one-year period.
- All replacement parts will be new or reconditioned.
- Parts, which are replaced, become the property of Sunpentown.
- The warranty applies for the use of the product in the USA only.

What is NOT COVERED:

- Warranty does not include freight charges.
- Incidental or consequential damage caused by possible defects with this product.
- Damage to product caused by improper power supply voltage, accident, fire, floods or acts of nature.
- Failure of product resulting from unauthorized modifications to the product.
- Improper installation or failure to perform the necessary maintenance.

This GUARANTEE is in addition to your Statutory Rights

SUNPENTOWN INTERNATIONAL INC.
14625 Clark Ave. City of Industry, CA 91745
Tel: 800-330-0388
service@sunpentown.com
www.sunpentown.com

IMPORTANT SAFEGUARDS

- Do not operate this lamp near a water source to avoid electric shock.
- Do not dismantle.
- Do not use with power supply other than 120V ~60Hz.
- Do not operate lamp in close proximity to flammable or combustible vapors, such as aerosol spray, or where oxygen is being administered.
- Do not cut or shorten the power cord.
- Always unplug lamp before performing bulb installation, bulb replacement or maintenance.
- This product may cause interference with radios, cordless telephones or devices that use a wireless remote control, such as televisions. If interference occurs, move the product away from the device, plug the device or lamp in a different outlet or move the lamp out of the line of the remote control receiver.
- Unplug the lamp during lightning storms or when unused for extended period of time.
- All moisture should be properly wiped away and dried prior to use.
- Do not touch bulb when lamp is on or shortly after powering off. May cause burns.
- Dispose of bulbs per local regulations.

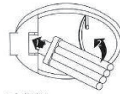
FEATURES

- Wide lighting distribution, great for studying or work stations.
- Flicker free
- Bulb has average life span of 6,000 hours.
- Simulates natural lighting
- Adjustable gooseneck and 350° adjustable lamp shade.

BULB INSTALLATION/REPLACEMENT INSTRUCTIONS

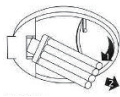
• Installation.

1. Make sure lamp is powered off and unplugged from power source.
2. Firmly hold base and push bulb into the socket.
3. Be sure bulb is firmly seated in the socket and snapped into the metal clip




• Removal.

1. Make sure lamp is powered off and unplugged from power source.
2. Wait until bulb is cool enough to handle.
3. Gently tilt the tip of bulb downwards and remove from metal clip.
4. Firmly hold the bulb base and pull horizontally in an outward motion



OPERATION

- Press the Power switch to turn on
- Press the Power switch again to turn off



MAINTENANCE

- Before cleaning, make sure lamp is powered off and unplugged. Allow sufficient time for the bulb to cool down.
- Periodically wipe the lamp with a soft damp cloth. Use a mild non-abrasive cleaner if needed.
- All liquid should be properly wiped away and dried prior to restoring power.
- Do not use solvents or abrasive cleaners.

SPECIFICATIONS

Model	SL-827N
Power Consumption	26W
Power Supply	120V / 60Hz
Dimension	Approx. 15.75x7.48x12.2(in)
Weight	2.62 lbs
Replacement Bulb	FML-27W4